



AC Digital Voltage Ampere Meter

Model: PZEM-026

A.Function

Measure AC voltage, ampere and display with LCD.

B.Display

I. Display interface

HTN wide viewing angle LCD screen: voltage + ampere + orange backlight



Figure 1 display diagram

II. Display instruction

1.Voltage

Measurement range: 40~400V

Display format: <100V display such as: 80.0V

≥100V display such as: 220V Accuracy: ±1%

2.Ampere

Measurement range: 0~100A

Display format: <10A display such as: 1.00A

<100A display such as: 10.0A

≥100A display such as: 100A

Starting measurement: 0.02A Accuracy: ±1%

C.Other Function

1.Backlight control

The backlight can be turned on or off by short press the key

2.Error adjustment

The product is calibrated 100% before delivery, the user can adjust error manually, the method is as follows

Step 1: long press the key (about 3 seconds) until the screen digit flashes, then release the key;

Step 2: Digital flicker means entering error adjustment state, and the digit cycle flickers in sequence: voltage high digit→voltage middle digit→voltage low digit→voltage decimal point→ampere high digit→ ampere middle digit→ ampere low digit→ ampere decimal point. The flicker represents the present adjustable digit, short press the key to adjust the value (Digital 0-9 cycle, decimal point shift);

Step 3: long press the key (about 3 seconds) after the adjustment, the screen display PASS and return to the normal display interface, means the adjustment is successful.



D. Wiring Diagram




Figure 2 wiring diagram

E. Dimension Diagram(mm)

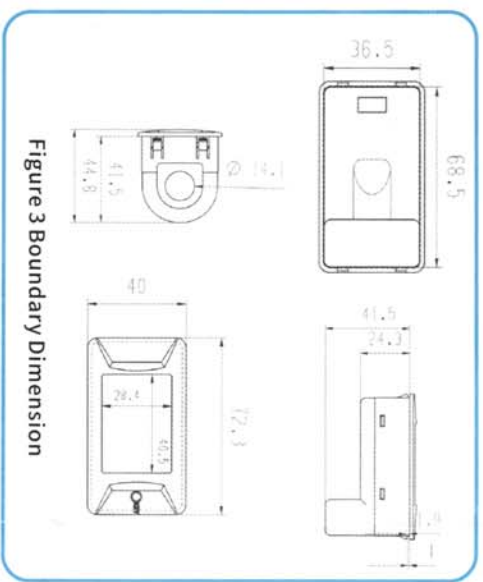


Figure 3 Boundary Dimension

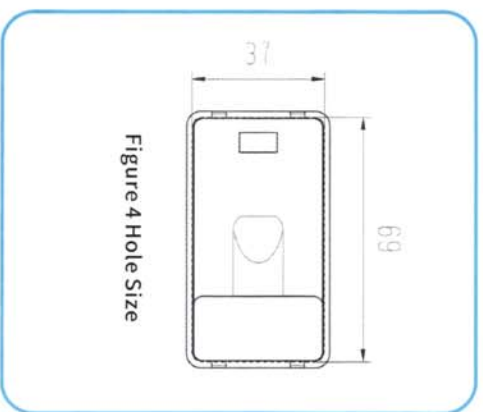


Figure 4 Hole Size

F.Attention

1. This product is suitable for indoor use.
2. This product is suitable for AC.
3. This product is suitable for single phase power frequency AC power grid.
4. The measurement voltage and ampere shall not exceed the calibration range.
5. Make sure the wiring is correct.