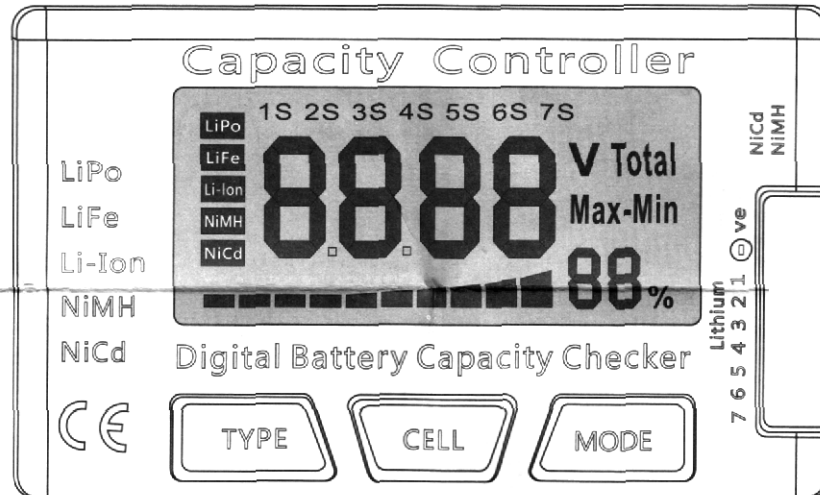


CellMeter-7(Battery Guard)

DIGITAL BATTERY CAPACITY CHECKER



	LiPo	LiFe	Li-Ion	NiCd	NiMH
Input Cells	2~7 Cells	2~7 Cells	2~7 Cells	4~7 Cells	4~7 Cells
Total Voltage	✓	✓	✓	✓	✓
Total Cell battery capacity(0~99%)	✓	✓	✓	X	X
Individual Battery Cell Voltage	✓	✓	✓	X	X
Lowest Cell Voltage	✓	✓	✓	X	X
Highest Cell Voltage	✓	✓	✓	X	X
Voltage Diference Between Highest and Lowest Cell Voltages	✓	✓	✓	X	X

OPERATING INSTRCTIONS

Please keep for future reference

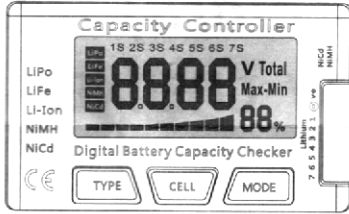
Thank you for purchasing this Cell Meter 7 We are sure you will be pleased with its performance and features in order to ensure that you obtain the maximum benefit from its operation please read these instructions carefully.



BATTERY CHECHER LAYOUT

Buttons

1. Battery Type: NiCd/NiMH, Li-Po, LiFe, Li-Ion
2. Cell Number: NiCd/NiMH(4~7 Cells) Lithium type(2~7 Cells)
3. Display Mode: Battery cell voltages, total voltages, Lowest cell voltage, Highest cell voltage, Voltage gap between highest cell voltage and lowest cell voltage, Remaining battery capacity(%)




← NiCd/NiMH Type Battery Input

← Lithium Battery Input
(Using balancing connector)

NiCd/NiMH TYPE BATTERY

• Battery total voltage numbers.





• Set cell

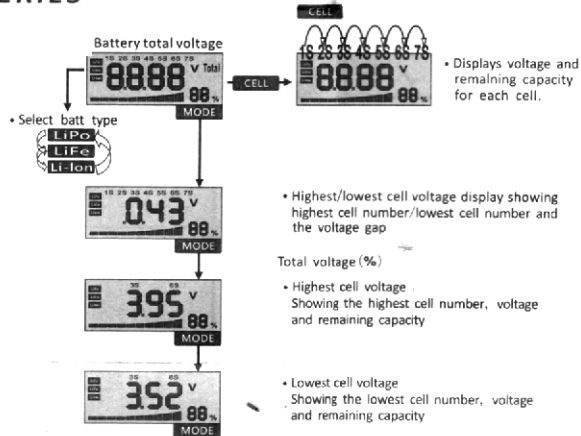
Total voltages, and remaining capacity(%)

n.b. The capacity shown for Nixx type cells is not accurate and should not be relied upon.

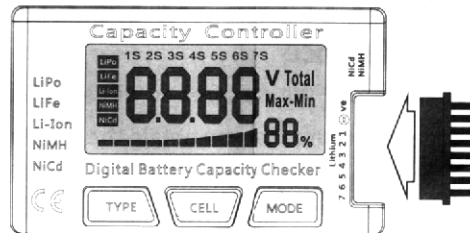
NiCd and NiMH batteries for the TX and RX (4~7 cells) can be connected to this capacity checker.



LITHIUM TYPE BATTERIES



• JST EH and JST XH type plugs on lithium battery packs can be directly connected to this battery checker.



When using with Thunder Power/Flight Power and Poly quest type batteries, it is necessary to use an adaptor board with balance adaptor board lead.

FS-BLEAD Balance Adaptor Board Lead.

FS-BAPQ Balance Adaptor Board Poly quest.

FS-BATP Balance Adaptor Board Flight Power/Thunder Power.

NEW Balance Function:

Long press the first key, LIPO/LIFE/LIIO will blink, says it is in balance, balance process according to the second button can view each battery voltage, balance is take the battery in the lowest section as the benchmark to discharge balance.