

35493-MP

Turbidity Sensor for Microcontrollers

Used to detect the amount of solids in a liquid (suspended particles) in instruments, washers etc.

The liquid flows between an optical sensor that provides an output signal.

Only the Transparent Shell is waterproof

Power: 5VDC

Current: ~30mA

Range: ~0-3.5% (0-4550 NTU (Nephelometric Turbidity Units))

Output: Analog: ~0-4.5V (Value will decrease as the turbidity increases) Digital: Low= ~0V High=~5V

Adjustable Digital Trigger set point

Response Time: ~500mS

Operating Temperature: -10-80C

Connection: 0.1" Pitch Header Pins

8in. Sensor to Board cable

BOARD: L: 1-3/16" W: 13/16" (Body) H: 7/16"

PROBE: L: 1-3/8" W: 1-1/4" H: 1-1/2"

TOTAL WT: .03

Arduino & Raspberry-Pi Drivers at on-line Forums

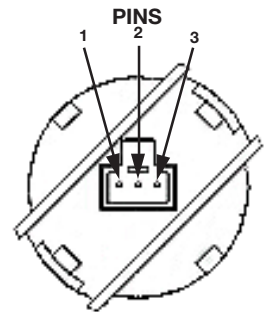
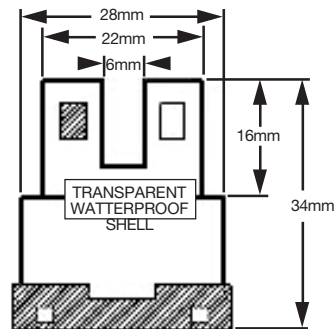
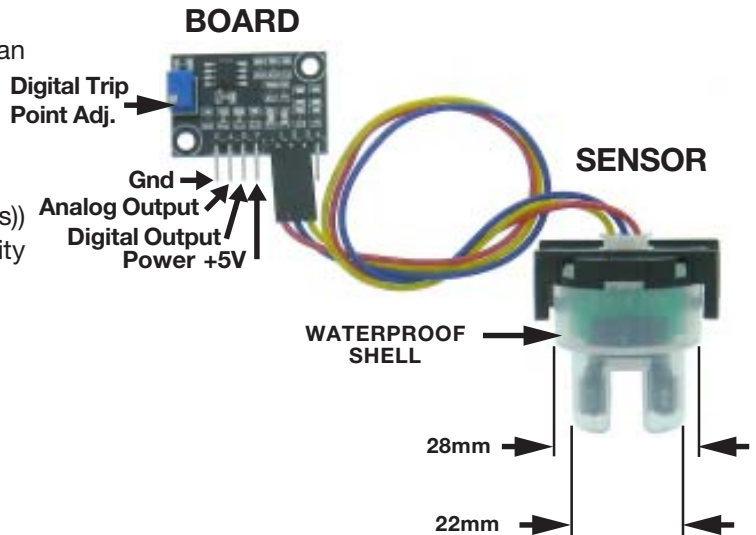
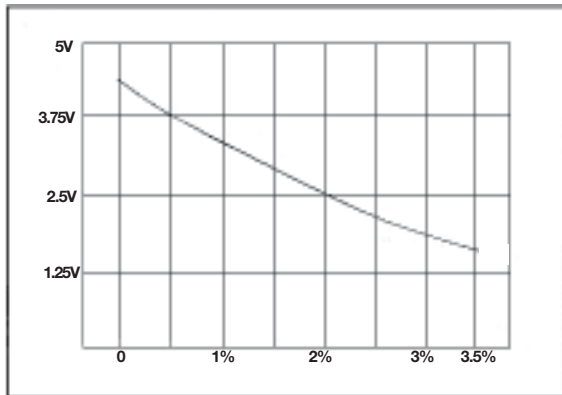
https://www.dfrobot.com/wiki/index.php/Turbidity_sensor_SKU:_SEN0189

<https://forum.arduino.cc/index.php?topic=398900.0>

~0%=1PPM= 1mg/L= 0.13 NTU

3.5%=35000PPM=35000mg/L=4550 NTU

TYPICAL OUTPUT vs TURBIDITY



Information including Drawings, Schematics, Links and Code (Software) Supplied or Referenced in this Document is supplied by MPJA inc. as a service to our customers and accuracy or usefulness is not guaranteed nor is it an Endorsement of any particular part, supplier or manufacturer. Use of information and suitability for any application is at users own discretion and user assumes all risk.

Information Subject to Change Without Notice
All rights are retained by the respective Owners/Author(s)



MARLIN P. JONES & ASSOC., INC.

P.O. Box 530400 Lake Park, FL 33403

800-652-6733 FAX 561-844-8764

WWW.MPJA.COM

