

PRODUCT SPECIFICATION

1W WHITE LED MODULE

Features:

- High-Power LED Type
- Size (mm): $\Phi 6 \times 7.1$
- Emitting Color: Warm White
- SMT package
- RoHS Compliant



Applications:

- Decorative lighting
- Architectural lighting
- Interior automotive
- Lamps



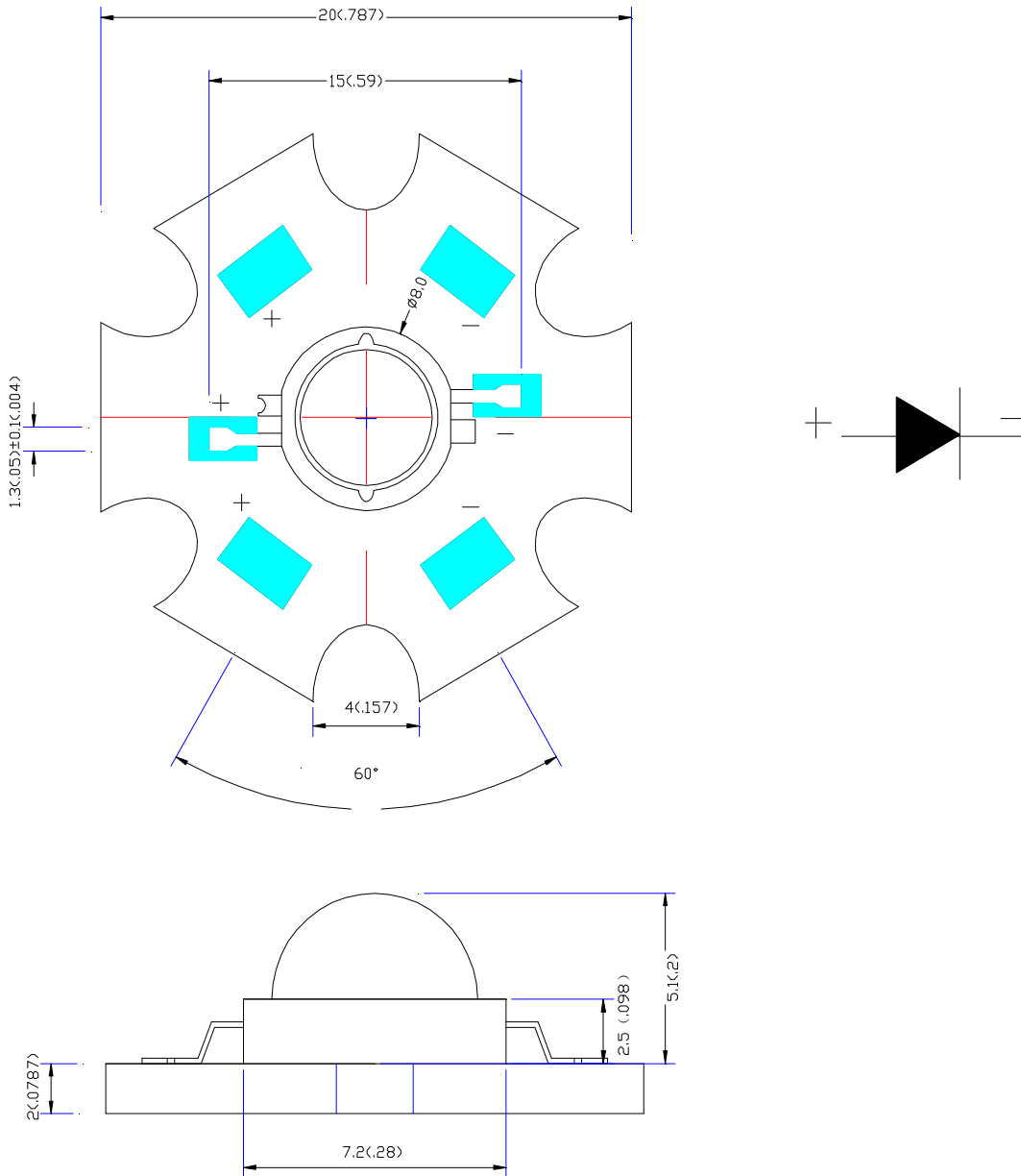
005

| CUSTOMER APPROVED SIGNATURES | APPROVED BY | CHECKED BY | PREPARED BY |
|------------------------------|-------------|------------|-------------|
| | | | |



19606-OP

Mechanical Dimensions



- Notes:
1. Dimension in millimeter, tolerance is ± 0.2 mm.
 2. The specifications, characteristics and technical data described in the datasheet are subject to change without prior notice.



19606-OP

■ Absolute Maximum Ratings(Ta=25° C)

| Items | Symbol | Absolute maximum Rating | Unit |
|-----------------------|--------|----------------------------|------|
| Forward Current(DC) | IF | 350 | mA |
| Peak Forward Current* | IFP | 500 | mA |
| Power Dissipation | PD | 1000 | Mw |
| Operation Temperature | Topr | -40° C+85° C | °C |
| Storage Temperature | Tstg | -40°C+100°C | °C |
| Reverse Voltage | VR | 5 | V |
| Soldering Temperature | Tsol | Hand Soldering:250°C/10sec | |

*Pulse width \leq 1msec duty \leq 1/10

■ Typical Electrical & Optical Characteristics(Ta=25°C)

| Items | Symbol | Condition | Min. | Typ. | Max | Unit |
|-----------------------|------------------|------------|------|-------------|-----|------|
| Forward Voltage | VF | IF = 350mA | 3.2 | 3.4 | 3.6 | V |
| Reverse Current | IR | VR = 5V | | | 10 | uA |
| Chromatic Coordinates | (X,Y) | IF = 350mA | --- | (0.45,0.41) | --- | --- |
| Color Temperature | CCT | IF = 350mA | 3000 | 3500 | --- | K |
| Luminous Flux | Φ_V | IF = 350mA | 90 | 100 | --- | LM |
| 50% Power Angle | 2 $\theta_{1/2}$ | IF = 350mA | --- | 120 | --- | Deg |

■ Material

| Item | Reflector | Wire | Encapsulate | Chip |
|----------|-----------|------|-------------|-------|
| Material | PPA | Gold | Silicone | InGaN |

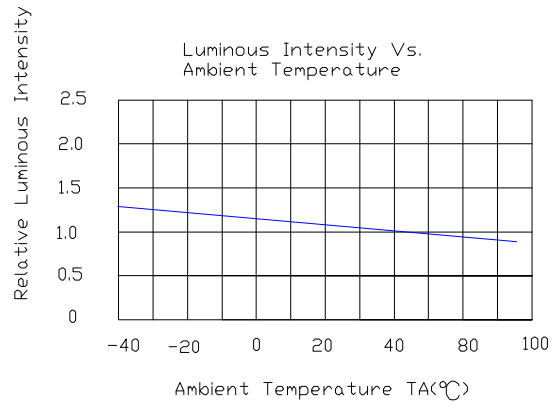
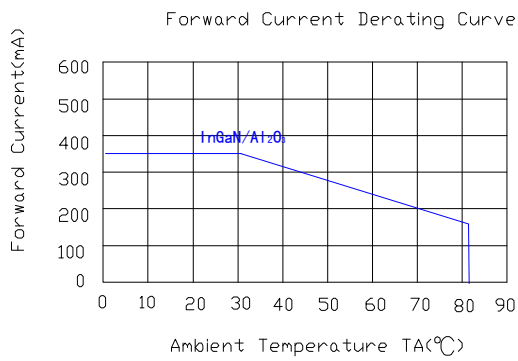
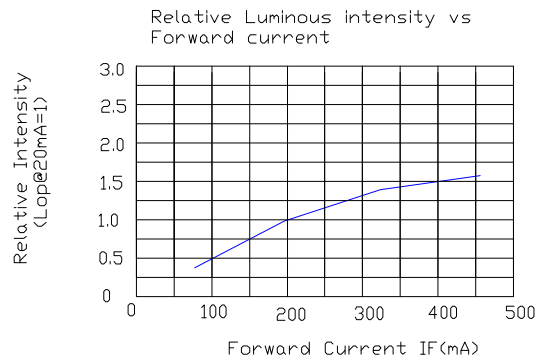
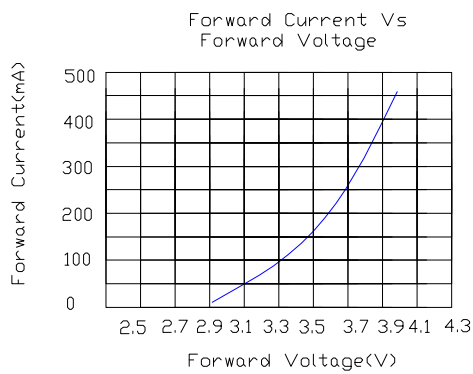
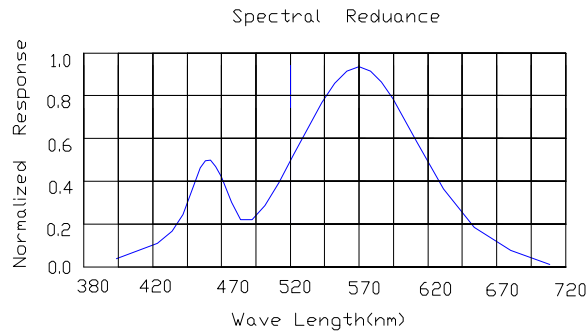
Note:

1. Pay attention about static for InGaN

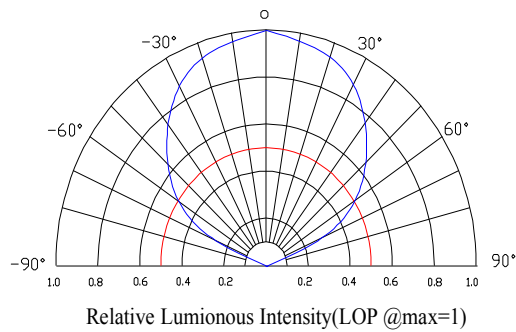


19606-OP

■ Typical Electrical/Optical Characteristics Curves(Ta=25° C Unless Otherwise Noted)



Radiation pattern.



■ Precautions for use:

1. Storage

To prevent moisture absorption into High-power LEDs during the transportation and storage , the LEDs are packed in a moisture-barrier bag. Desiccants and a humidity indicator are packed together with the LEDs as secondary protection

The shelf life of LEDs stored in the original sealed bag at $<40^{\circ}\text{C}$ and $< 90\% \text{ RH}$ is 12 months. Baking is required if the shelf life has expired

Before opening the packaging , check for air leaks in the bag.

After the bag is opened, the High-power LEDs must be stored at $<30^{\circ}\text{C}$ and $< 60\% \text{ RH}$. Under these conditions, High-power LEDs must be used within 24 hours. If the LEDs are not within 24 hours after removal from the bag, baking is required Take the material out of the packaging bag before baking. Do not open the oven door frequently during the baking process.

2. Soldering

(1) Manual soldering with a soldering Iron

Use a soldering iron of less than 25 watts is recommended . The iron temperature must be kept below 315°C And soldering time no more than 2 seconds.

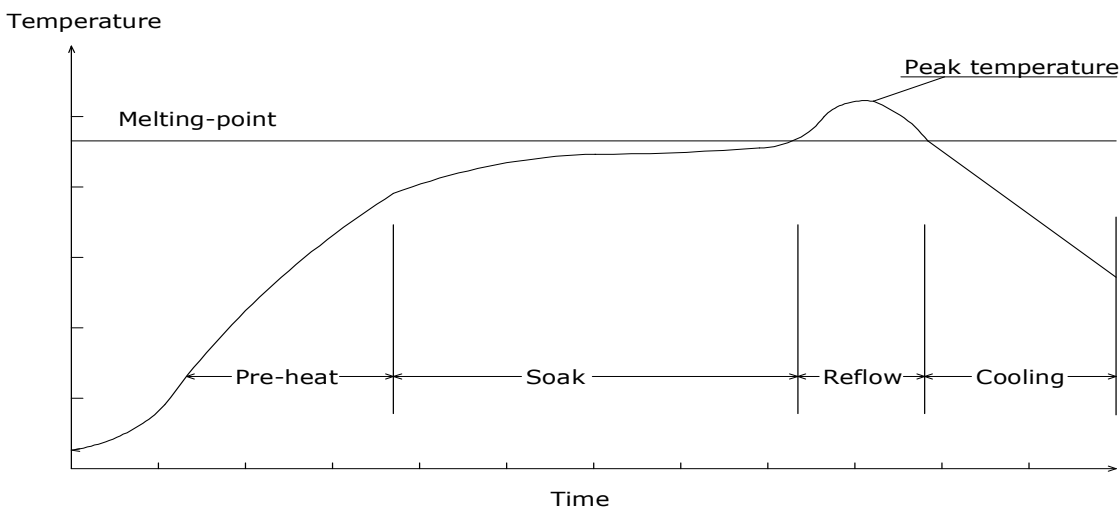
The epoxy resin of an High-power LED should not contact the tip of the soldering iron.

No mechanical stress should be exerted on the resin portion of an High-power LED during soldering.

Handling of an High-power LED should be done only when the package has been cooled down to below 40°C

(2)Reflow soldering

Temperature profile



19606-OP

| | |
|--|--|
| Solder=Sn63-Pb37 | Solder= Pb-Free |
| Average ramp-up rate:4°C/sec.max | Average ramp-up rate:4°C/sec.max |
| Peak preheat temperature:100-150°C | Peak preheat temperature:100-150°C |
| preheat time:100seconds.max | preheat time:100seconds.max |
| ramp-down rate:6°C/sec.max | ramp-down rate:6°C/sec.max |
| Peak temperature:230°C | Peak temperature:250°C |
| Time within 5°C of actual peak temperature=10 sec. max | Time within 5°C of actual peak temperature=10 sec. max |
| Duration above 183°C is 80 sec. max | Duration above 217°C is 80 sec. max |

High-power LED should not be modified after soldering. If modification cannot be avoided, the modification must be pre-qualified to avoid damage to the High-power LEDs.

Reflow soldering should not be done more than one time

No stress should be exerted on the package during soldering.

3. Static Electricity

Static Electricity and surge voltage damage the LEDs. So it is recommended that an ESD wrist band, ESD shoe strap or an anti-electrostatic glove be used when handling the LEDs.

All devices, equipment and machinery must be properly grounded

4. Others

Reverse voltage should not exceed the absolute maximum rating on the data sheet. The colour of the LEDs is changed slightly an operating current and thermal.

This device should not be used in any type of fluid such as water, oil, organic solvent and etc

When washing is required, IPA (Isopropyl Alcohol) should be used.

The influence of ultrasonic cleaning on the leds depends on factors such as ultrasonic power and the way.

High-brightness LED light may injure human eyes. Avoid looking directly into lighted LED

The appearance and specifications of the product may be modified for improvement without notice.

