

18605-OP

RGB FULL COLOR LED LAMPS COMMON CATHODE

Features:

- 5.0mm Round Type, RGB Full Color LED Lamps
- Diffused and Water clear lens are available.
- Popular T-1 diameter package.
- IC compatible /Low current capability.



Electrical-optical characteristics: (Ta=25°C) (Test Condition: IF=20mA)

Part Number	Chip			Lens Type	Forward Voltage(VF) Unit:V		Luminous Intensity (lv) Unit:mcd		Viewing Angle 2θ/2 (deg)
	Emitted Color	Material	λp (nm)		Typ	Max	Min.	Typ.	
					18605-OP	Ultra Orange	AlGaInP	630	Water Diff.
	Ultra Pure Green	InGaN	525		3.80	4.50	300	600	
	Blue	InGaN	430		3.80	4.50	150	300	

Note: -CC: common Cathode, -CA: common Anode

Absolute maximum ratings (Ta=25°C)

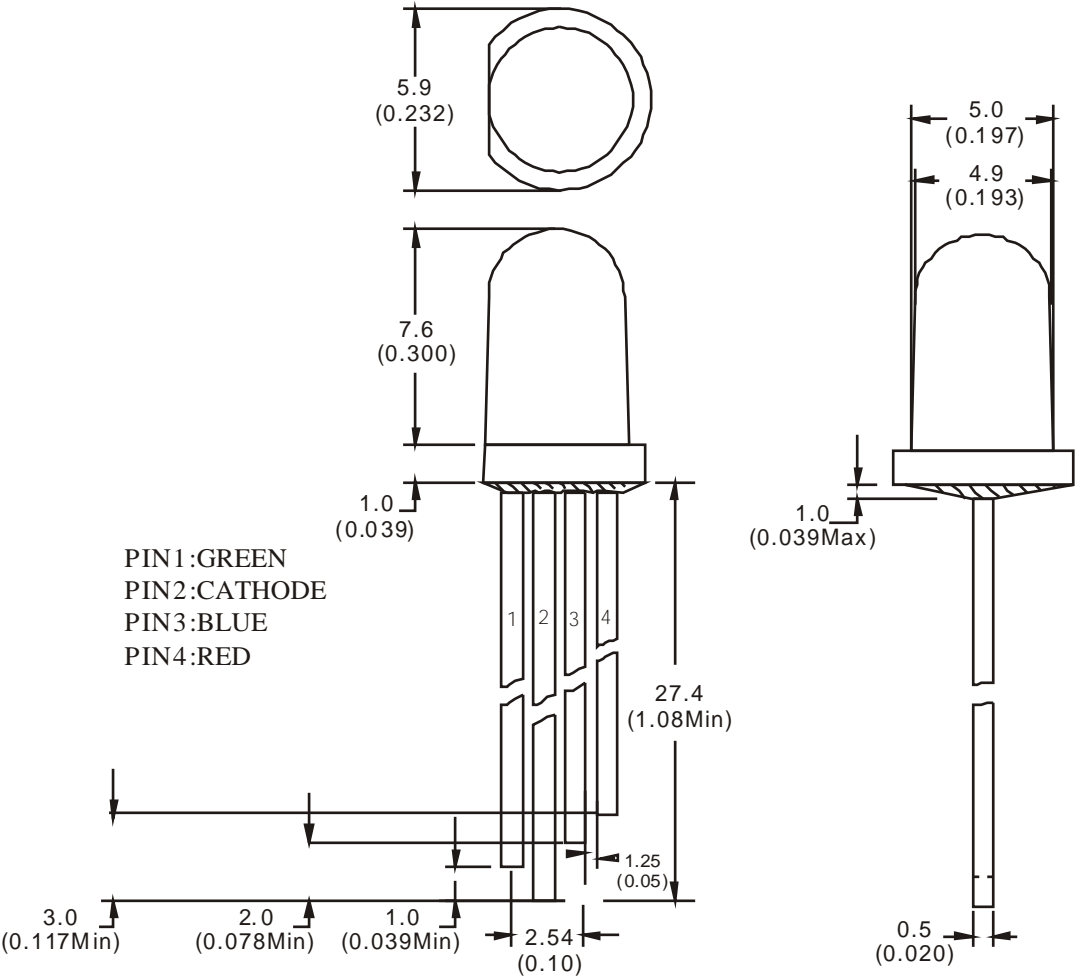
Parameter	UE	PG	UB	Unit
Forward Current I _F	30	30	30	mA
Power Dissipation P _d	65	110	120	mW
Reverse Voltage V _R	5	5	5	V
Peak Forward Current I _{PF} (Duty 1/10 @1KHZ)	150	150	100	mA
Operation Temperature T _{OPR}	-40 to +80			
Storage Temperature T _{STG}	-40 to +85			
Lead Soldering Temperature T _{SOL}	Max.260 5 for 3 sec Max. (1.6mm from the base of the epoxy bulb)			

RGB FULL COLOR LED LAMPS

Package configuration & Internal circuit diagram:



RoHS Compliance

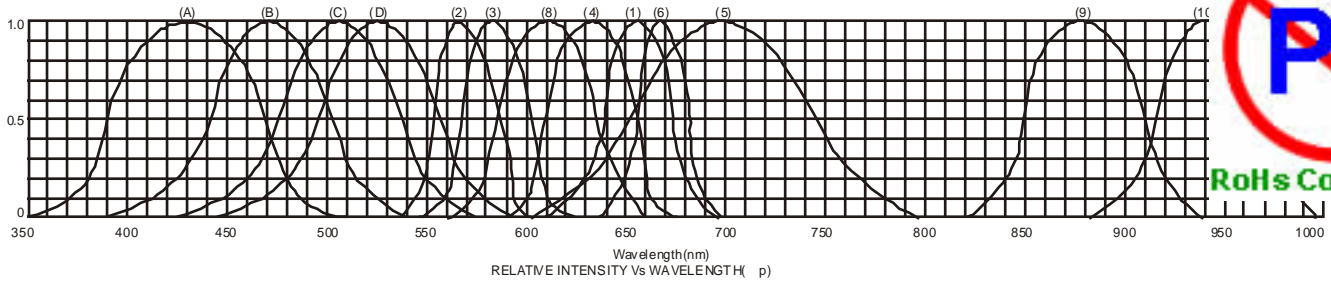


Notes:

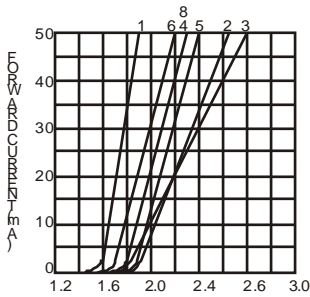
All dimensions are in millimeters (inches)
 Tolerance is 0.25(0.01") unless otherwise noted.
 Specifications are subject to change without notice.

RGB FULL COLOR LED LAMPS

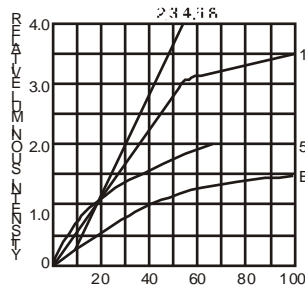
Typical electrical-optical characteristics curves:



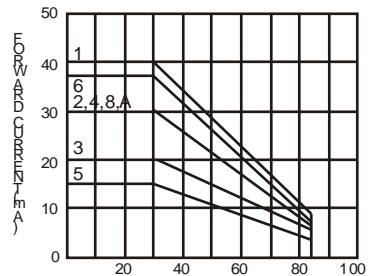
- (1) - GaAsP/GaAs 655nm/Red
- (2) - GaP 570nm/Yellow Green
- (3) - GaAsP/GaP 585nm/Yellow
- (4) - GaAsP/GaP 635nm/Orange & Hi-Eff Red
- (5) - GaP 700nm/Bright Red
- (6) - GaAlAs/GaAs 660nm/Super Red
- (8) - GaAsP/GaP 610nm/Super Red
- (9) - GaAlAs 880nm
- (10) - GaAs/GaAs & GaAlAs/GaAs 940nm
- (A) - GaN/SiC 430nm/Blue
- (B) - InGaN/SiC 470nm/Blue
- (C) - InGaN/SiC 505nm/Ultra Green
- (D) - InGaAl/SiC 525nm/Ultra Green



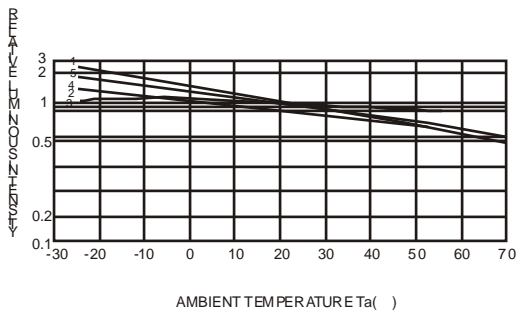
FORWARD VOLTAGE (Vf)
FORWARD CURRENT VS.
FORWARD VOLTAGE



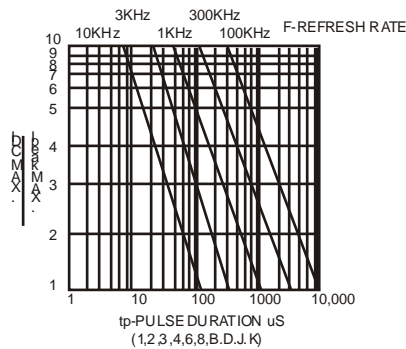
FORWARD CURRENT (mA)
RELATIVE LUMINOUS
INTENSITY VS. FORWARD
CURRENT



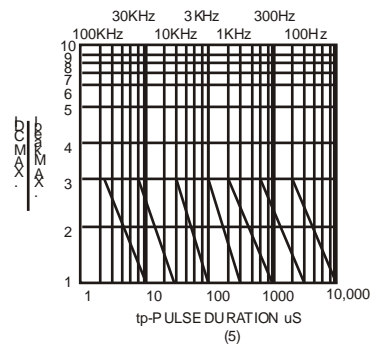
AMBIENT TEMPERATURE Ta ()
FORWARD CURRENT VS. AMBIENT
TEMPERATURE



AMBIENT TEMPERATURE Ta ()



tp-PULSE DURATION μ S
(1,2,3,4,6,8,B,D,J,K)



(5)

NOTE:25 free air temperature unless otherwise specified