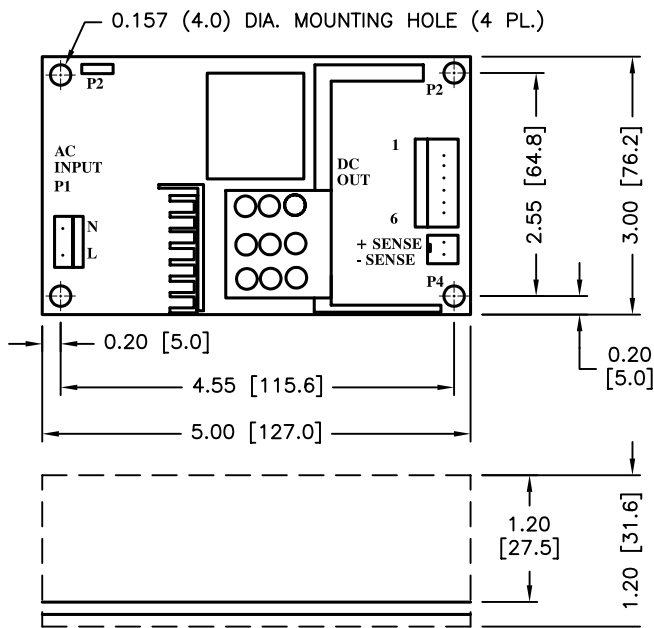
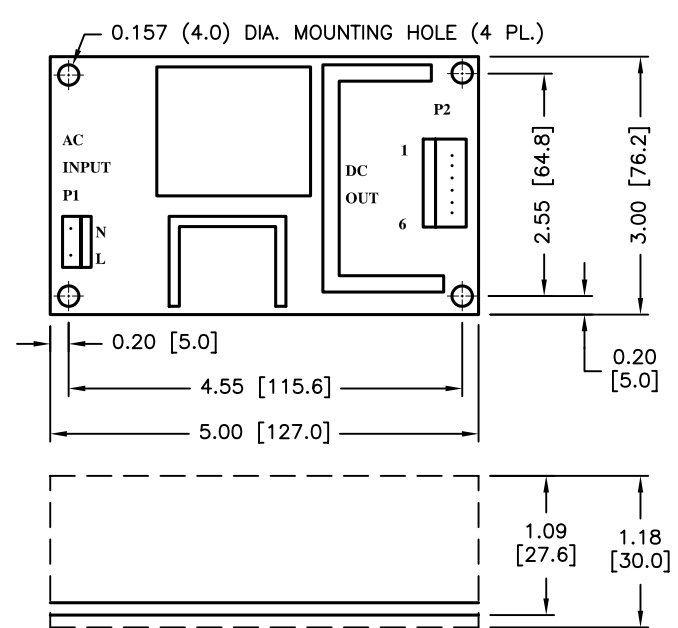




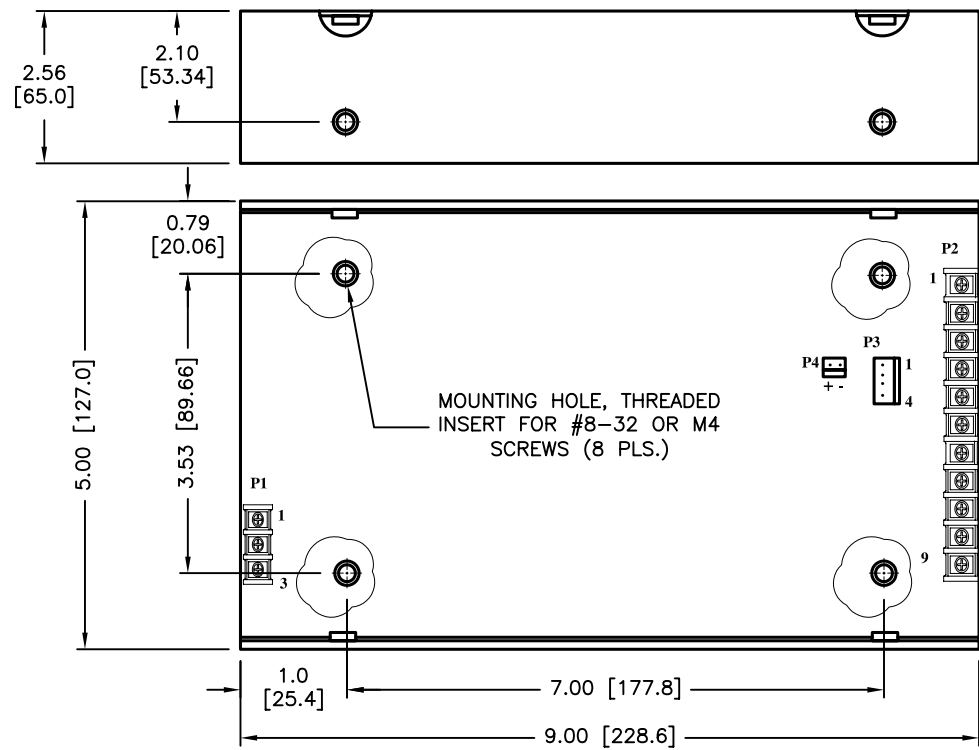
REVISIONS			DOC. NO. SPC-F004 * Effective: 7/8/02 * DCP No: 1398					
DCP #	REV	DESCRIPTION	DRAWN	DATE	CHECKD	DATE	APPRVD	DATE
1729	A	RELEASED	HO	5/20/05	TL	5/1/06	JWM	5/1/06



**Model: 65 Watt**



**Model: 40 Watt**



**Model: 200 Watt**

SPC-F004.DWG

TOLERANCES: UNLESS OTHERWISE SPECIFIED, X. 0.02 [0.5]	DRAWN BY:	DATE:	DRAWING TITLE:		
	HISHAM ODISH	5/20/05	Switching Mode Power Supply		
	CHECKED BY:	DATE:	SIZE	DWG. NO.	ELECTRONIC FILE
	THOMAS LEE	5/1/06	A	TA-664	TA-664.DWG
	APPROVED BY:	DATE:	SCALE: NTS		
	JEFF MCVICKER	5/1/06	U.O.M.: INCHES [mm]		SHEET: 1 OF 3

ALL RIGHTS RESERVED. NO PORTION OF THIS PUBLICATION, WHETHER IN WHOLE OR IN PART CAN BE REPRODUCED WITHOUT THE EXPRESS WRITTEN CONSENT OF SPC TECHNOLOGY. DISCLAIMER: ALL STATEMENTS AND TECHNICAL INFORMATION CONTAINED HEREIN ARE BASED UPON INFORMATION AND/OR TESTS WE BELIEVE TO BE ACCURATE AND RELIABLE. SINCE CONDITIONS OF USE ARE BEYOND OUR CONTROL, THE USER SHALL DETERMINE THE SUITABILITY OF THE PRODUCT FOR THE INTENDED USE AND ASSUME ALL RISK AND LIABILITY WHATSOEVER IN CONNECTION THEREWITH.

Multicomp Type No.	Power Current Max.	Input Current @115V	Input Constant @230V	Load Regulation Constant Voltage	Output 1		Output 2		Output 3		Output 4		Weight (LB)
					Voltage	Current	Voltage	Current	Voltage	Current	Voltage	Current	
MC13584	40W	1.2A	0.7A	1%	24V	2.0A	----	----	----	----	----	----	0.5
MC13585	40W	1.2A	0.7A	2%	15V	3.0A	----	----	----	----	----	----	0.5
MC13587	40W	1.2A	0.7A	3%	+5V	3.0A	+12V	2.0A	----	----	----	----	0.5
MC13586	40W	1.2A	0.7A	3%	+5V	3.0A	+24V	1.0A	----	----	----	----	0.5
MC13588	40W	1.2A	0.7A	3%	+5V	3.0A	+15V	2.0A	-15V	0.3A	----	----	0.5
MC13589	65W	1.6A	1.0A	2%	24V	2.8A	----	----	----	----	----	----	0.73
MC13590	65W	1.6A	1.0A	3%	+5.1V	6.0A	+12V	3.0A	----	----	----	----	0.73
MC13591	65W	1.6A	1.0A	3%	+5.1V	6.0A	+15V	3.0A	-15V	0.5A	----	----	0.73
MC13592	200W	4.5A	2.6A	2%	24V	8.4A	----	----	----	----	----	----	2.65
MC13593	200W	4.5A	2.6A	2%	+5V	30.0A	+12V	8.0A	-12V	4.0A	24V	4.0A	2.65

### Specifications:

- Supply Voltage: 120/240 V
- Frequency: 47-63 Hz
- Over-Voltage and Current Protection
- Operating Temp. Max.: 0°C ~ 70°C
- Line Regulation Constant Voltage:  $\pm 0.5\%$
- Ripple Current/Noise @ Constant Voltage: 1% Peak to Peak
- 100% Burn-in
- Auto-Ranging Input (200W Models)
- Built-in EMI Filter

### Model 40 Watt:

- Input connector mates with Molex housing 09-50-3061 and Molex 2878 series crimp terminal
- Output connector mates with Molex housing 09-50-3061 and Molex 2878 series crimp terminal

### Model 65 watt:

- Input connector mates with Molex housing 09-50-3031 and Molex 2878 series crimp terminal
- Output connector mates with Molex housing 09-50-3031 and Molex 2878 series crimp terminal
- P4 is for single Output  $\pm$  sense connector mates with Molex housing 22-01-1023 and Molex 40445 series crimp terminal

### Model 200 Watt:

- Input connector P1 is Beau Inc. P/N 72-5-03C. Output connector P2 is Beau Inc. P/N72-5-09C. Screws are #6-32 on 0.0375 Inch centers
- Connector P3 mates with Molex housing 22-01-1043 and Molex 40445 series crimp terminal
- Connector P4 mates with Molex housing 22-01-1023 and Molex 40445 series crimp terminal
- P4 is for DC fan rated 24V/0.12A (SU200P14) or 12V/0.2A (SU200P45)

ALL RIGHTS RESERVED. NO PORTION OF THIS PUBLICATION, WHETHER IN WHOLE OR IN PART CAN BE REPRODUCED WITHOUT THE EXPRESS WRITTEN CONSENT OF SPC TECHNOLOGY.

SPC-F004.DWG

SIZE DWG. NO.

A

TA-664

ELECTRONIC FILE

TA-664.DWG

REV

A

DOC. NO. SPC-F004 \* Effective: 7/8/02 \* DCP No: 1398

SCALE: NTS

U.O.M.: INCHES [mm]

SHEET: 2 OF 3

**Pin Charts (40 Watts)**

Multicomp Type No.	Pin 1	Pin 2	Pin 3	Pin 4	Pin 5	Pin 6
MC13584	Output #1	Output #1	Output #1	Return	Return	Return
MC13585						
MC13586	Output #2	Output #1	Output #1	Common Return	Common Return	N.C.
MC13587						
MC13588	Output #2	Output #1	Output #1	Common Return	Common Return	Output #3

**Pin Charts (65 Watts)**

Multicomp Part No.	Connector P1		Connector P2	Connector P3						Connector P4	
	Pin 1	Pin 2	Pin 1	Pin 1	Pin 2	Pin 3	Pin 4	Pin 5	Pin 6	Pin 1	Pin 2
MC13589	AC Live	AC Neutral	AC Ground	Output #1	Output #1	Output #1	Return	Return	Return	+ Sense	- Sense
MC13590	AC Live	AC Neutral	AC Ground	Output #2	Output #1	Output #1	Common Return	Common Return	Output #3	-	-
MC13591	AC Live	AC Neutral	AC Ground	Output #2	Output #1	Output #1	Common Return	Common Return	Output #3	-	-

**Pin Charts (200 Watts)**

Multicomp Part No.	Connector P1			Connector P2						Connector 3			
	Pin 1	Pin 2	Pin 3	Pin 1, 2	Pin 3, 4, 5	Pin 6	Pin 7	Pin 8	Pin 9	Pin 1	Pin 2	Pin 3	Pin 4
MC13592	AC Live	AC Neutral	AC Ground	- Sense	Return	Output # 1	Output # 1	Output # 1	+ Sense	Fan	Common Return	Common Return	PFD
MC13593	AC Live	AC Neutral	AC Ground	Output #1	Common Return	Output # 2	Output # 3	Output # 4	Output # 4	Fan	Common Return	Common Return	PFD

ALL RIGHTS RESERVED. NO PORTION OF THIS PUBLICATION, WHETHER IN WHOLE OR IN PART CAN BE REPRODUCED WITHOUT THE EXPRESS WRITTEN CONSENT OF SPC TECHNOLOGY.

SPC-F004.DWG

SIZE DWG. NO.

A

TA-664

ELECTRONIC FILE

TA-664.DWG

REV

A

DOC. NO. SPC-F004 \* Effective: 7/8/02 \* DCP No: 1398

SCALE: NTS

U.O.M.: INCHES [mm]

SHEET: 3 OF 3