

HEAVY DUTY DC MOTOR

USED Continuous duty, heavy duty reversible, DC gearhead motors.

Rated

30RPM @ 12VDC/5A No Load -10ft/lb stall torque,
54RPM @ 24VDC/10A No Load-20ft/lb stall torque,
128RPM @ 36VDC No Load-30ft/lb torque.



7/8" X 5/8" dia steel shaft with keyway.

2-3/4" dia X 1-3/16" aluminum hub for Cog Belt, easily removable. Aluminum mounting base.

6" wire leads.

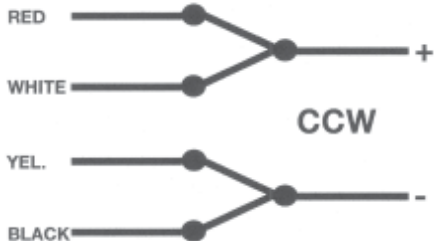
LENGTH: 15in. OA WIDTH: 5-3/4in. OA HEIGHT: 7-1/4in. OA WEIGHT: 18.2lbs.

Available with either Left hand or Right hand output shaft (as viewed from motor)

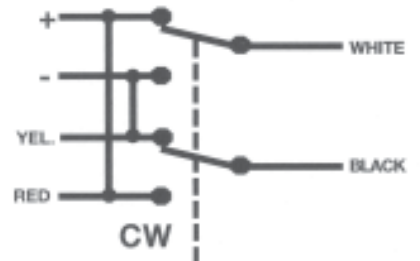


Connections

ARMATURE: Red & Yellow
FIELD: Black & White



CCW



REVERSING SWITCH OR RELAY
NOTE: REQUIRES SEPARATE POWER SWITCH AS POWER IS NOT REMOVED FROM MOTOR

